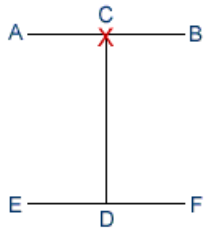


CHOONG-MOO

was the name given to the great Admiral Yi Soon-Sin of the Lee Dynasty. He was reputed to have invented the first armoured battleship (Kobukson) in 1592, which is said to be the precursor of the present day submarine. The reason why this pattern ends with a left hand attack is to symbolize his regrettable death, having no chance to show his unrestrained potentiality checked by the forced reservation of his loyalty to the king.



CHOONG-MOO Movements – 30

Ready Posture – PARALLEL READY STANCE



1. Move the left foot to B forming a right L-stance toward B while executing a twin knife-hand block.



2. Move the right foot to B forming a right walking stance toward B while executing a high front strike to B with the right knife-hand and bring the left back hand in front of the forehead.




3. Move the right foot to A turning clockwise to form a left L-stance toward A while executing a middle guarding block to A with a knife-hand.

INTERNATIONAL TAEKWON-DO FEDERATION



- 4.** Move the left foot to A forming a left walking stance toward A while executing a high thrust to A with the left flat finger tip.



- 5.** Move the left foot to D forming a right L-stance toward D while executing a middle guarding block to D with a knife-hand.



- 6.** Turn the face to C forming a left bending ready stance A toward C.




- 7.** Execute a middle side piercing kick to C with the right foot.

INTERNATIONAL TAEKWON-DO FEDERATION



- 8.** Lower the right foot to C forming a right L-stance toward D while executing a middle guarding block to D with a knife-hand.



- 9.** Execute a flying side piercing kick to D with the right foot soon after moving it to D and then land to D forming a left L-stance toward D while executing a middle guarding block to D with a knife-hand.



- 10.** Move the left foot to E turning counter clockwise to form a right L-stance toward E at the same time executing a low block to E with the left forearm.



- 11.** Extend both hands upward as if to grab the opponent's head while forming a left walking stance toward E, slipping the left foot.

INTERNATIONAL TAEKWON-DO FEDERATION



- 12.** Execute an upward kick to E with the right knee pulling both hands downward.



- 13.** Lower the right foot to the left foot and then move the left foot to F forming a left walking stance toward F while executing a high front strike to F with the right reverse knife-hand, bringing the left back hand under the right elbow joint.



- 14.** Execute a high turning kick to DF with the right foot and then lower it to the left foot.



- 15.** Execute a middle back piercing kick to F with the left foot.

Perform 14 and 15 in a fast motion.

INTERNATIONAL TAEKWON-DO FEDERATION



- 16.** Lower the left foot to F forming a left L-stance toward E while executing a middle guarding block to E with the forearm.



- 17.** Execute a middle turning kick to DE with the left foot.



- 18.** Lower the left foot to the right foot and then move the right foot to C forming a right fixed stance toward C while executing a U-shape block toward C.



- 19.** Jump and spin around counter clockwise, landing on the same spot to form a left L-stance toward C while executing a middle guarding block to C with a knife-hand.

INTERNATIONAL TAEKWON-DO FEDERATION




- 20.** Move the left foot to C forming a left walking stance toward C at the same time executing a low thrust to C with the right upset fingertip.



- 21.** Execute a side back strike to D with the right back fist and a low block to C with the left forearm while forming a right L-stance toward C, pulling the left foot.




- 22.** Move the right foot to C forming a right walking stance toward C while executing a middle thrust to C with the right straight finger tip.



- 23.** Move the left foot to B turning counter clockwise to form a left walking stance toward B while executing a high block to B with the left double forearm.

INTERNATIONAL TAEKWON-DO FEDERATION



- 24.** Move the right foot to B forming a sitting stance toward C while executing a middle front block to C with the right forearm and then a high side strike to B with the right back fist.



- 25.** Execute a middle side piercing kick to A with the right foot turning counter clockwise and then lower it to A.



- 26.** Execute a middle side piercing kick to A with the left foot turning clockwise.



- 27.** Lower the left foot to A and then execute a checking block to B with an X-knife-hand while forming a left L-stance toward B pivoting with the left foot.



- 28.** Move the left foot to B forming a left walking stance toward B while executing an upward block to B with a twin palm.


INTERNATIONAL TAEKWON-DO FEDERATION



- 29.** Move the left foot on line AB and then execute a rising block with the right forearm while forming a right walking stance toward A.



- 30.** Execute a middle punch to A with the left fist while maintaining a right walking stance toward A.



- END:** Bring the left foot back to a ready posture.