

EUI- AM

is the pseudonym of **Son Byong Hi**, leader of the Korean independence movement on **March 1, 1919**. The **45 movements** refer to his age when he changed the name of **Dong Hak (Oriental culture)** to **Chondo Kyo (Heavenly way religion)** in **1905**. The diagram represents his **Indomitable Spirit**, displayed while dedicating himself to the prosperity of his nation.




**EUI-AM
Movements - 45
Ready Posture
CLOSED READY STANCE D**



1. Move the right foot to C forming a left walking stance toward D while executing a low inward block to D with the right knife-hand.

Gunnun so sonkal Najunde bandae Anuro makgi



2. Move the left foot to C forming a right walking stance toward D while executing a high side block to D with the left outer forearm.

Gunnun so bakt palmok Nopunde bandae yop makgi



3. Execute a middle punch to D with the right fist while maintaining a right walking stance toward D.

Gunnun so ap jumuk Kaunde ap jirugi




4. Execute a low twisting kick to D with the left foot keeping the position of the hands as they were in 3.

Najunde Bituro chagi



5. Lower the left foot to D forming a left walking stance toward D while executing a downward block with an x-fist.

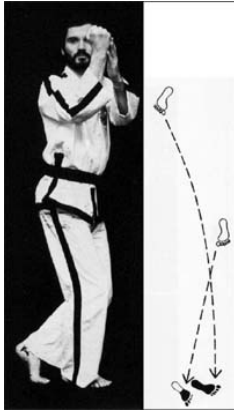
Gunnun so Kyocha jumuk Naeryo makgi



6. Execute a rising block with the right knife-hand, maintaining a left walking stance toward D.

Perform 5 and 6 in a continuous motion.

Gunnun so sonkal bandae chukyo makgi



7. Jump to D, forming a right x-stance toward BD while executing a high side strike to D with the right back fist bringing the left finger belly to the right side fist.

Kyocha so dung jumuk nopunde baro yop taerigi



8. Move the left foot to C forming a right L-stance toward C while executing a middle punch to C with the left fist.

Niunja so ap jumuk Kaunde bandae jirugi



9. Execute a middle reverse turning kick to AC with the right foot.

Kaunde bandae dollyo chagi




10. Lower the right foot to C in a stamping motion to form a sitting stance toward A while executing a middle side strike to C with the right knife-hand.

Annun so Kaunde yop taerigi




- 11.** Execute a middle side piercing kick to C with the left foot while turning clockwise pulling both hands in the opposite direction.

Kaunde Yopcha jirugi



- 12.** Lower the left foot to C forming a left walking stance toward C while executing a high crescent punch with the right fist.

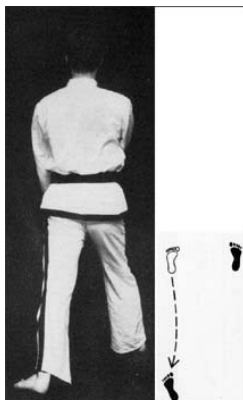
Gunnun so ap jumuk Nopunde bandae bandal jirugi



- 13.** Execute a middle turning punch with the left fist while forming a parallel stance toward C pulling the right foot.

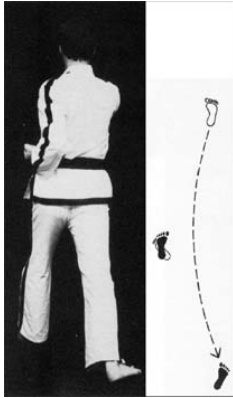
Perform in slow motion.

Narani ap jumuk Kaunde dollyo jirugi




- 14.** Move the left foot to D forming a right walking stance toward C while executing a low inward block with the left knife-hand.

Gunnun so sonkal Najunde bandae Anuro makgi



- 15.** Move the right foot to D forming a left walking stance toward C at the same time executing a high side block to C with the right outer forearm.

Gunnun so bakat palmok nopunde bandae yop makgi



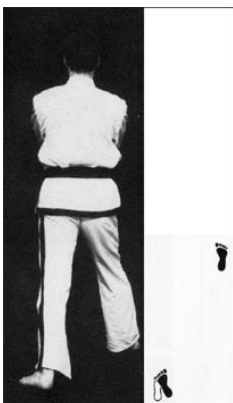
- 16.** Execute a middle punch to C with the left fist while maintaining a left walking stance toward C.

Gunnun so ap jumuk Kaunde baro ap jirugi




- 17.** Execute a low twisting kick to C with the right foot, keeping the position of the hands as they were in 16.

Najunde Bituro chagi



- 18.** Lower the right foot to C forming a right waling stance toward C while executing a downward block with an x-fist.

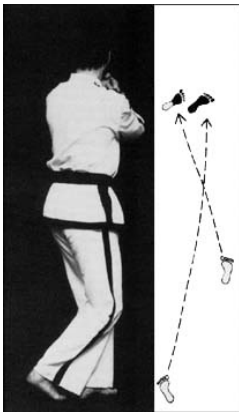
Gunnun so Kyocha jumuk naeryo makgi



- 19.** Execute a rising block with the left knife-hand while maintaining a right walking stance toward C.

Perform 18 and 19 in a continuous motion.

Gunnun so sonkal bandae chukyo makgi



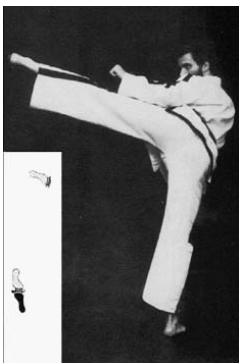
- 20.** Jump to C forming a left x-stance toward BC while executing a high side strike to C with the left back fist and bringing the right finger belly to the left side fist.

Kyocho so dung jumuk nopunde baro yop taerigi



- 21.** Move the right foot to D, forming a left L-stance toward D while executing a middle punch to D with the right fist.

Niunja so ap junuk kaunde ap jirugi



- 22.** Execute a middle reverse turning kick to AD with the left foot.

Kaunde bandae dollyo chagi



- 23.** Lower the left foot to D in a stamping motion to form a sitting stance toward A at the same time executing a middle side strike to D with a left knife-hand.

Annun so sonkal Kaunde yop taerigi



- 24.** Execute a middle side piercing kick to D with the right foot while turning counter-clockwise pulling both hands in the opposite direction.

Kaunde yopcha jirugi



- 25.** Lower the right foot to D forming a right walking stance toward D while executing a high crescent punch with the left fist.

Gunun so ap jumuk Nopunde bandae bandal jirugi



- 26.** Execute a middle turning punch with the right fist while forming a parallel stance toward D pulling the left foot.

Perform in slow motion

Narani ap jumuk Kaunde dollyo jirugi



27. Move the right foot to D forming a right walking stance toward D at the same time executing a middle wedging block with a knife-hand.

Gunnun so sonkal Kaunde hechyo makgi



28. Execute a circular block to BD with the left reverse knife-hand while maintaining a right walking stance toward D.

Gunnun so sonkal dung dilimmyo makgi



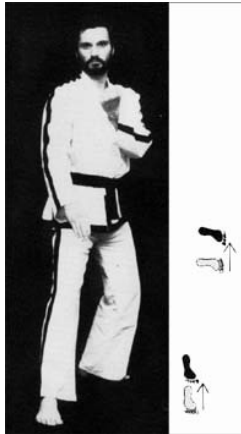
29. Execute a downward block with an alternate palm while forming a left rear foot stance toward D pulling the right foot.

Dwitbal so sang Sonbadak Naeryo makgi



30. Execute a middle punch to D with the left fist while forming a left L-stance toward D slipping the right foot.

Niunja so ap jumuk Kaunde baro jirugi




- 31.** Execute a low inward block to D with the right reverse knife-hand while shifting to C maintaining a left L-stance toward D.

Niunja so sonkal dung najunde bandae anuro makgi




- 32.** Move the left foot to D forming a left walking stance toward D while executing a middle wedging block with a knife-hand.

Gunnun so sonkal Kaunde hechyo makgi



- 33.** execute a circular block to AD with the right reverse knife-hand while maintaining a left walking stance toward D.

Gunnun so sonkal dung Dollimyo makgi



- 34.** Execute a downward block with an alternate palm while forming a right rear foot stance toward D pulling left foot.

Dwitbal so sang Sonbadak Naeryo makgi



- 35.** Execute a middle punch to D with the right fist while forming a right L- stance toward D slipping the left foot.

Niunja so ap jumuk Kaunde baro jirugi



- 36.** Execute a low inward block to D with the left reverse Knife-hand while shifting to C maintaining a right L-stance toward D

Niunja so sonkal dung Najunde bandae Anuro makgi



- 37.** Execute a high reverse turning kick to BD with the right foot.

Nopunde bandae dollyo chagi



- 38.** Lower the right foot to D forming a left rear foot stance toward D while executing a middle guarding block to D with the forearm.

Dwitbal so palmok Kaunde daebi makgi



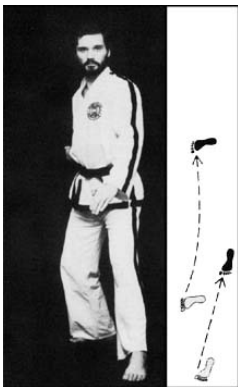
- 39.** Execute a high reverse turning kick to AD with the left foot.

Nopunde bandae dollyo chagi



- 40.** Lower the left foot to D forming a right rear foot stance toward D while executing a middle guarding block to D with the forearm.

Dwitbal so sang Sonbadak Naeryo makgi



- 41.** Move the left foot to the side rear of the right foot and then the right foot to C forming a right L-stance toward D while executing a low outward block to D with the left knife-hand.

Dwiro ibo Omgyo Didimyo duruogi, niunja so sonkal Najunde bandae bakuro makgi




- 42.** Execute a middle punch to D with the right fist while forming a left walking stance toward D slipping the right foot.

Gunnun so ap jumuk Kaunde bandae ap jrugi



- 43.** Move the left foot to C forming a left L-stance toward D while executing a low block to D with the right knife-hand.

Niunja so sonkal Najunde bandae bakuro makgi




- 44.** Execute a middle punch to D with the left fist while forming a right walking stance toward D slipping the left foot.

Gunnun so ap jumuk Kaunde bandae ap jirugi



- 45.** Execute a high punch to D with the right fist while maintaining a right walking stance toward D.

Gunnun so ap jumuk nopunde baro ap jirugi



- END:** Bring the right foot back to a ready posture.

Moa junbi sogi D