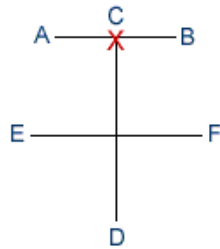


## TOI-GYE


is the pen name of the noted scholar Yi Hwang (16th century), an authority on neo Confucianism. The 37 movements of the pattern refer to his birthplace on 37 latitude, the diagram represents "scholar".



### TOI-GYE

Movements - 37

Ready Posture - CLOSED READY STANCE B



1. Move the left foot to B forming a right L-stance toward B while executing a middle block to B with the left inner forearm.



2. Execute a low thrust to B with the right upset finger tip while forming a left walking stance toward B, slipping the left foot to B.



3. Bring the left foot to the right foot to form a closed stance toward D while executing a side back strike to C with the right back fist, extending the left arm to the side downward. Perform in slow motion.

## INTERNATIONAL TAEKWON-DO FEDERATION



4. Move the right foot to A forming a left L-stance toward A while executing a middle block to A with the right inner forearm.



5. Execute a low thrust to A with the left upset finger tip while forming a right walking stance toward A, slipping the right foot to A.



6. Bring the right foot to the left foot to form a closed stance toward D while executing a side back strike to C with the left back fist, extending the right arm to the side downward.

**Perform in slow motion.**



7. Move the left foot to D forming a left walking stance toward D while executing a pressing block with an X-fist.

## INTERNATIONAL TAEKWON-DO FEDERATION



- 8.** Execute a high vertical punch to D with a twin fist while maintaining a left walking stance toward D.

**Perform 7 and 8 in a continuous motion.**




- 9.** Execute a middle front snap kick to D with the right foot.

**Keeping the position of the hands as they were in 8.**



- 10.** Lower the right foot to D forming a right walking stance toward D while executing a middle punch to D with the right fist.



- 11.** Execute a middle punch to D with the left fist while maintaining a right walking stance toward D.

## INTERNATIONAL TAEKWON-DO FEDERATION



- 12.** Bring the left foot to the right foot forming a closed stance toward F while executing a twin side elbow thrust.

**Perform in slow motion.**



- 13.** Move the right foot to F in a stamping motion forming a sitting stance toward C while executing a W-shape block to C with the right outer forearm.



- 14.** Move the left foot to F in a stamping motion turning clockwise to form a sitting stance toward D while executing a W-shape block to D with the left outer forearm.



- 15.** Move the left foot to E in a stamping motion turning clockwise to form a sitting stance toward C while executing a W-shape block to C with the left outer forearm.

## INTERNATIONAL TAEKWON-DO FEDERATION



- 16.** Move the right foot to E in a stamping motion turning counter clockwise to form a sitting stance toward D while executing a W-shape block to D with the right outer forearm.



- 17.** Move the left foot to E in a stamping motion turning clockwise to form a sitting stance toward C while executing a W-shape block to C with the left outer forearm.



- 18.** Move the left foot to F in a stamping motion turning clockwise to form a sitting stance toward D while executing a W-shape block to D with the left outer forearm.



- 19.** Bring the right foot to the left foot and then move the left foot to D forming a right L-stance toward D while executing a low pushing block to D with the left double forearm.

## INTERNATIONAL TAEKWON-DO FEDERATION




- 20.** Extend both hands upward as if to grab the opponent's head while forming a left walking stance toward D, slipping the left foot to D.



- 21.** Execute an upward kick with the right knee while pulling both hands downward.



- 22.** Lower the right foot to the left foot and then move the left foot to C forming a right L-stance toward C while executing a middle guarding block to C with a knife-hand.



- 23.** Execute a low side front snap kick to C with the left foot.  
**Keeping the position of the hands as they were in 22.**

## INTERNATIONAL TAEKWON-DO FEDERATION



- 24.** Lower the left foot to C forming a left walking stance toward C while executing a high thrust to C with the left flat finger tip.



- 25.** Move the right foot to C forming a left L-stance toward C while executing a middle guarding block to C with a knife-hand.




- 26.** Execute a low side front snap kick to C with the right foot.  
**Keeping the position of the hands as they were in 25.**



- 27.** Lower the right foot to C forming a right walking stance toward C while executing a high thrust to C with the right flat finger tip.



- 28.** Move the right foot to D forming a right L-stance toward C while executing a side back strike to D with the right back fist and a low block to C with the left forearm.



- 29.** Jump to C forming a right X-stance toward A while executing a pressing block with an X-fist.



- 30.** Move the right foot to C forming a right walking stance toward C while executing a **high block** to C with the right double forearm.



- 31.** Move the left foot to B forming a right L-stance toward B while executing a low guarding block to B with a knife-hand.

## INTERNATIONAL TAEKWON-DO FEDERATION



- 32.** Execute a circular block to BD with the right inner forearm while forming a left walking stance toward B, slipping the left foot to B.



- 33.** Bring the left foot to the right foot and then move the right foot to A forming a left L-stance toward A, at the same time executing a low guarding block to A with a knife-hand.



- 34.** Execute a circular block to AD with the left inner forearm while forming a right walking stance toward A, slipping the right foot to A.



- 35.** Execute a circular block to CE with the right inner forearm while forming a left walking stance toward CE.

## INTERNATIONAL TAEKWON-DO FEDERATION



- 36.** Execute a circular block to AD with the left inner forearm while forming a right walking stance toward A.



- 37.** Move the right foot on line AB to form a sitting stance toward D while executing a middle punch to D with the right fist.



- END:** Bring the right foot back to a ready posture.